



INTERNATIONAL  
YOUNG BREEDERS



# International Young Breeders

## World Championship 2026 Competition Manual



INTERNATIONAL  
YOUNG BREEDERS  
WORLD CHAMPIONSHIPS  
GERMANY 2026




ETALON  
EQUINE GENETICS



*Edition 2026*

# Table of Contents

Introduction	_____	<b>03</b>
Entries	_____	<b>04</b>
Communicating	_____	<b>05</b>
Eligibility to compete	_____	<b>06</b>
Discipline	_____	<b>08</b>
Competition sections	_____	<b>11</b>
Studbook responsibilities	_____	<b>26</b>
Welcome Parade	_____	<b>27</b>
Checking results	_____	<b>28</b>
Prize list	_____	<b>29</b>
Other events	_____	<b>29</b>



# Introduction

The International Young Breeders World Championship is for Equine Studbooks that are members of the World Breeding Federation for Sport Horses (W.B.F.S.H.), and the International Young Breeders Organisation.

The World Championship is held every two years and is hosted by a volunteering studbook or group of studbooks (referred to as the Organisers from now on). The Organisers are responsible for setting up the championships, arranging the venue and running the event.

The Organisers may arrange an educational tour / visits for participating studbooks to local equestrian enterprises / shows / events / tourist attractions after the Championships.

On completion of the Championship the studbook with the most team points (junior and senior teams combined) will be crowned World Champions.



# World Championship Entries

IYB membership for the period of the year before and year of the Championships must be paid in full before an entry to the WC will be accepted. The fee is €100/year paid as €200 in the year before the Championships, or €100 as an introductory offer for a new studbook member in the year of a Championships.

The current championship entry fee is €350 per studbook team, therefore the fee for a studbook entering both junior and senior teams is €700. The fee for a studbook entering an individual (non-team) participant is €150 per participant. This may be revised if costs rise but any rise must be notified to all IYB member studbooks by no later than the end of February of the year of the championships after which no extra charges or price rises will be permitted. Entry fees do not include the costs of accommodation, meals, or any additional excursions after the championships.

All entries must be made direct to the organisers. All entry fees and other costs invoiced to participating studbooks by the organisers in advance of the event must be paid in full in cleared funds to the organisers by 21 days BEFORE the start of the championships. Any studbook, team or individual with invoiced fees outstanding will not be allowed to participate in the championships until such monies have been paid by cleared funds.

Studbooks that must travel to a different continent for the world championships can apply to the committee for financial support. The application will be reviewed by the president, vice president, secretary and treasurer. A majority decision of the committee is required to approve delivery of financial support.

The usual support available for successful applicants is €700 for a full team with eight team members. It is €350 for sending one team (juniors or seniors) with four team members and €100 for sending just a single competitor, to a maximum of two individual competitors (i.e. €200). If there are any changes to these supports, then that should be announced by the IYB Committee in the year before the next championship.

A letter of application for this support can be sent to the treasurer of the International Young Breeders six month before the championships with indicative competitor numbers, and where approval is granted the claim for expenses should be submitted within one month after attendance at the world championships.



# Communicating about the World Championships

All communications relating to the championships should refer to their full title - 'WBFSh International Young Breeders World Championships'.

Logos acceptable to use in relation to the 2026 W.C. include the following:



INTERNATIONAL  
YOUNG BREEDERS

International Young Breeders



WBFSh

World Breeding Federation for  
Sport Horses



INTERNATIONAL  
YOUNG BREEDERS  
WORLD CHAMPIONSHIPS  
GERMANY 2026

IYB WC Germany 2026



Title Sponsor Etalon Equine  
Genetics



Hosts, Germany Young  
Breeders



Hosts, Celle State Stud



INTERNATIONAL  
YOUNG BREEDERS

# Eligibility to compete - age groups, individuals or teams

Participants aged 16 to 26 years of age are eligible to compete

Studbooks will normally enter individuals or teams in each age section, with the highest scoring three competitors to count for the team score calculation (i.e. the score of the lowest scoring competitor is dropped for the team score calculation where a team of four members maximum has been entered).

Teams of three can enter (in which case there will be no discount score).

The 2026 championships will cater for teams of four within the age groups. Therefore a studbook can enter a maximum of eight participants (four juniors, and four seniors).

Participants compete as individuals with their scores combined to give the age section and overall studbook team score.

There are two age groups (Sections):

i. Juniors: aged 16 to 20 years, born in the years 2006 to 2010 inclusive (2026 championships)

ii. Seniors: aged 21 to 26 years, born in the years 2000 - 2005 inclusive (2026 championships)

It is the responsibility of team managers, verified by the organisers to ensure that competitors are in the correct age class.



# Exception to age rules

In the circumstance where a studbook has difficulty filling a senior team a single junior competitor may be used to complete a team of three for a studbook. In this situation no reserve (fourth) team member will be possible. The junior in this case competing as a senior will also be ranked as an individual within the senior group. This is the **ONLY** exception permitted to the age rules.



# Discipline

Each young breeder, and his or her parent or guardian, where applicable, and any other support personnel including team managers are required to co-operate with the organisers in carrying out its functions. This includes the requirement to treat all organisers with respect and courtesy and to follow all instructions issued by, and respond in reasonable time to requests from, any world championship organising personnel.

Cheating will not be accepted and will result in penalties as described in the table below.

Cheating Action	Penalty for this action
Looking at a phone, tablet, smart watch or other such device during the theory, conformation assessment or loose assessment. Organisers may collect devices/ deny access to theory with such devices.	First time - zero points for the individual discipline of the competition.
Bringing theory bank/ answers into the theory examination, including any notes observed on body parts/clothing/elsewhere.	Zero points for theory.
Speaking to another participant, trainer, supporter or other such person during the theory, conformation, or loose assessment (except during the prejudgement phases of conformation and loose assessment).	First time - verbal warning. Second time – zero points for the individual discipline of the competition; or elimination if any other cheating action already recorded. Third time – elimination from the championships.
Looking at another competitor’s or judge’s answer sheets during theory, conformation or loose assessment.	First time – zero points for the individual discipline of the competition.
Having an in-hand horse warmed up by a trainer, another competitor, or any other individual* .	Penalty – zero points for in-hand. Second cheating action of any description – elimination from the championships.

\* Only in the case of a potentially dangerous situation, agreed as same by the attending steward, may another person step in to take control of an in-hand horse



# Discipline

Cheating Action	Penalty for this action
Competitors or managers etc. in the stables at any time other than during turnout (competitors only) and in-hand to collect /return horses.	First time – verbal warning. Second time – zero points for the individual discipline for offending individual or team in the case of a manager acting inappropriately.
Excessive alcohol consumption or evidence of substance (drug) use.	Immediate expulsion of ALL of the team.

A second cheating action of any description will incur elimination from the world championships.

Where a competitor or team are expelled no refunds for unused accommodation or compensation will be made by organisers nor will any compensation be made for any additional expenses incurred for travel and accommodation as a result of leaving the competition venue earlier than planned.

All young breeders, including all supporters, must behave according to the restrictions and laws of the host country and their own country, whichever are more severe, regarding underage drinking, smoking, and use of substances. Any young person who is found to not comply with these restrictions risks being reported to the authorities. If the young person in question is a competitor, they risk being removed from the competition; and if after prize-giving, they risk prizes being withdrawn/removed.

All young breeders, including supporters, must exhibit respect also to each other. This includes consideration and respect after the hour of 22.00 hours at night for those wishing to sleep (i.e. any partying or socialising MUST be out of hearing of the sleeping accommodation, the volume of music must be considered, and respect in vocalisations and noise creation when returning to sleeping quarters).



# Discipline

If disruption is caused in relation to this it will be considered an offence that can be raised with the tribunal of arbitration with potential to eliminate competitors from the championships. It is equally recognised that organisers should make arrangements to provide a suitable space for those who wish to socialise after the hours of 22.00.

If a competitor does not present on time for in-hand they risk disqualification from this phase of the competition, unless there is a genuine reason communicated to and noted by the stewards on duty in the stables or at the arenas.



# Competition Sections

There are four competition sections in the championships


Non- championship competition is turn out of the horse as a team. For fuller explanations of individual phases see the relevant following sections



## THEORY

The theory examination consists of 50 multiple choice questions from The 'International Young Breeders World Championship Theory Database' available on <https://www.wbfsh.com/iyb>.


---



## LOOSE MOVEMENT AND LOOSE JUMPING

Two prejudgement horses are first judged and scores provided by the judges before competitors then assess a further five horses. There is opportunity to ask brief questions of the judges before the competitive element begins.


---



## CONFORMATION

Two prejudgement horses are first judged and scores provided by the judges before competitors then assess a further four horses. There is opportunity to ask brief questions of the judges before the competitive element begins.

---



## IN HAND PRESENTATION OF THE HORSE

Competitors must present a horse on the triangle with an assistant handler. The purpose is to present the horse in a way that makes the horse look and act in the best possible way both standing still and moving.

---



# Theory Examination



## THEORY

The theory examination consists of 50 multiple choice questions drawn from The Young Breeders World Championship Theory Database available on <https://www.wbfsh.com/iyb>.

All participants should complete the theory paper at the same time.

## The duration is 45 minutes.

In the event of a participant requiring a reader due to reasons of for example dyslexia, this must be alerted to the organisers at least three weeks ahead of the championships along with appropriate evidence of the reasons for which the reader is required. In these circumstances 60 minutes can be permitted for completion of the paper and the examination provided in a separate discreet area, with individual invigilator/reader. Readers can be members of the scoring committee, or local organising committee, but should not be team managers or individuals who have worked with team members.

## THE EXAMINATION PAPER

The theory examination consists of 50 multiple choice questions drawn from The International Young Breeders World Championship Theory Database available on <https://www.wbfsh.com/iyb>. The questions are selected by the Organisers from the bank of questions prepared by the IYB Board. A suitable number of questions, as decided by the organisers, are selected from each section. The sections are Breeding, Feeding and nutrition, Conformation and influence on performance, Health and welfare, and Sport.


The Theory paper is in English, the internationally common language used for international warmblood and sports horse competitions and meetings. Only in very exceptional circumstances will requests be granted for any part of the theory paper to be translated into another language for use in the exam. Such a request must be made at least two months ahead of the Championships, and if permission is granted all translation costs must be met by the applicant studbook.

Junior and Senior participants have separate examination papers. Participants will answer the questions on a prepared answer sheet. Participants found cheating will be identified to the lead steward, and the appropriate penalty applied.

EACH CORRECT ANSWER IS GIVEN ONE POINT TO PROVIDE A MAXIMUM OF 50 POINTS FOR THIS SECTION.



# Loose Movement and Jumping



## LOOSE MOVEMENT AND LOOSE JUMPING

Two pre-judgement horses are first judged and scores provided by the judges before competitors then assess a further five horses. There is opportunity to ask brief questions of the judges before the competitive element begins.

## FORMAT OF THE LOOSE PHASE

Each horse will be encouraged to walk, trot and canter on both reins for a couple of minutes ideally using a figure of eight set up before entering the jumping lane guided by the arena party.

### Pre-judgement

**The first two pre-judgement horses will be assessed by the judges and competitors during which time the competitors can talk freely. The judges' scores will then be announced to the participants. A brief reason for giving the marks is also to be provided by the judges to help the participants understand the way the judges are scoring the horses. The judges should be allowed 10 minutes to deliver the scores and to answer any brief questions in relation to how the horses were scored. The judges should offer clear reasons for the scores given.**

### Competition


**There should be no talking or movement of participants once the pre-judgement discussion ends until all marking sheets are collected. The stewards will instruct and supervise silence from all competitors during this period.**

The participants will judge five competition horses. The judges will also score these horses and the objective is to match the judges' scores as closely as possible.

Once all the competitor score sheets have been collected the judges can announce the scores given for each competition horse with brief reasoning for the scores. The judges can also respond to any brief queries from competitors. The horses should be present in the arena for this discussion. This should take place directly after the score sheets have been gathered.



# Loose Movement and Jumping



## LOOSE MOVEMENT AND LOOSE JUMPING SCORE SHEET

TRAIT	JUDGE'S SCORE	OWN SCORE	DIFFERENCE
Trot			
Canter			
Technique - front legs			
Technique - hind legs			
Suppleness/ Elasticity			
Ability / Scope			
Attitude			


ALL VARIATIONS BETWEEN EACH COMPETITOR'S SCORES AND THE SCORES OF THE JUDGES WILL BE COUNTED AND THE FINAL SCORES ARE 100 (THE SCORE ACHIEVED WHEN ALL SCORES BY THE PARTICIPANT ARE IDENTICAL TO THOSE GIVEN BY THE JUDGES) MINUS THE VARIATIONS. ANY MISSING SCORES WILL BE TAKEN AS 0 (ZERO) AND THEIR DIFFERENCE FROM THE ACTUAL JUDGES SCORE CALCULATED ACCORDINGLY.



# CONFORMATION



INTERNATIONAL  
YOUNG BREEDERS



## CONFORMATION

Two pre-judgement horses are first judged and scores provided by the judges before competitors then assess a further four horses. There is opportunity to ask brief questions of the judges before the competitive element begins.

## FORMAT OF THE CONFORMATION PHASE

### Pre-Judgement

Once competitors are allocated to their groups (four groups) around the arena, the two pre-judgement horses are presented for approximately 5 minutes each to competitors. The organisers may decide when to do the correctness of walk element (front and rear view) - either at the end of each show period for the individual horse; Or, wait until both horses have been viewed first for static conformation.

The judges will then publicly announce the scores they awarded for conformation and movement of the two pre-judgement horses, and the reasons why they gave the scores in brief to help competitors understand the way the judges are scoring. The judges can then respond to any brief queries from competitors.

### Competition

The stewards will then instruct and supervise silence from all competitors while the pre-judgement horses leave the arena and before they are replaced by the four competition horses. Each horse is presented to each of the groups to assess conformation and correctness of walk (side view and front/rear view). Ten minutes is allocated per horse per group until all four horses have been viewed by each group. The horses move from group to group.

The judges and competitors should finalise their scores, record them on their Master sheet, sign it and return it to the organisers. Once all the competitor score sheets have been collected the judges can announce the scores for each competition horse with brief reasoning for the scores. The judges can also respond to any brief queries from competitors.


ALL VARIATIONS BETWEEN EACH COMPETITOR'S SCORES AND THE SCORES OF THE JUDGES ARE COUNTED AND THE FINAL SCORES ARE 100 (THE SCORE ACHIEVED WHEN ALL SCORES BY THE PARTICIPANT ARE IDENTICAL TO THOSE GIVEN BY THE JUDGES) MINUS THE VARIATIONS. ANY MISSING SCORES WILL BE TAKEN AS 0 (ZERO) AND THEIR DIFFERENCE FROM THE ACTUAL JUDGES SCORE CALCULATED ACCORDINGLY.



INTERNATIONAL  
YOUNG BREEDERS

# CONFORMATION


## CONFORMATION SCORES SHEET



TRAIT	JUDGES'S SCORE	OWN SCORE	DIFFERENCE
Gender & Breed Type			
Head			
Neck			
Shoulder & saddle position			
Body			
Forelegs			
Hindlegs			
Correctness of gaits (front & rear view)			
Walk - side view			
Trot - side view			
Overall impression and development			



# IN HAND PRESENTATION



## IN HAND PRESENTATION OF THE HORSE

Although protective headgear can help to keep a handler as safe as possible, no headgear can prevent serious injury under certain circumstances.

## SAFETY FIRST

Safety helmets must be worn by all horse handlers at the championships (competitors and others) and should adhere to the standards below. Participants should also wear gloves to protect their hands. Helmets must be presented at registration for compliance check.

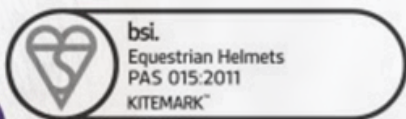
Acceptable protective headgear must comply with the FEI's list of applicable international testing standards.

Acceptable helmets carry international testing standards:

- CE mark including products referencing the VG1 performance specification but excluding products referring exclusively to the EN1384:2012 unless it is shown in conjunction with another accepted standard from the present list.
- British standard PAS 015 (2011 and any subsequent updates)
- American SNELL E2001 and E20016 (Snell combines a standard with subsequent quality testing, and therefore no additional quality testing mark is required); ASTM F1163-04a (2011 or later);
- Australian standard AS/NZS 3838 (2006 and any subsequent updates) or ARB HS 2012

Hats bearing only the EN1384 or BSEN1384 standard are not accepted Quality testing labels include, but are not limited to:

Gloves must also be worn to protect the hands - comfortable and tight fitting gloves are best. White gloves can be good to catch the horse's attention but colour choice is at the discretion of the team members.




A Subsidiary of  
ASTM INTERNATIONAL



INTERNATIONAL  
YOUNG BREEDERS

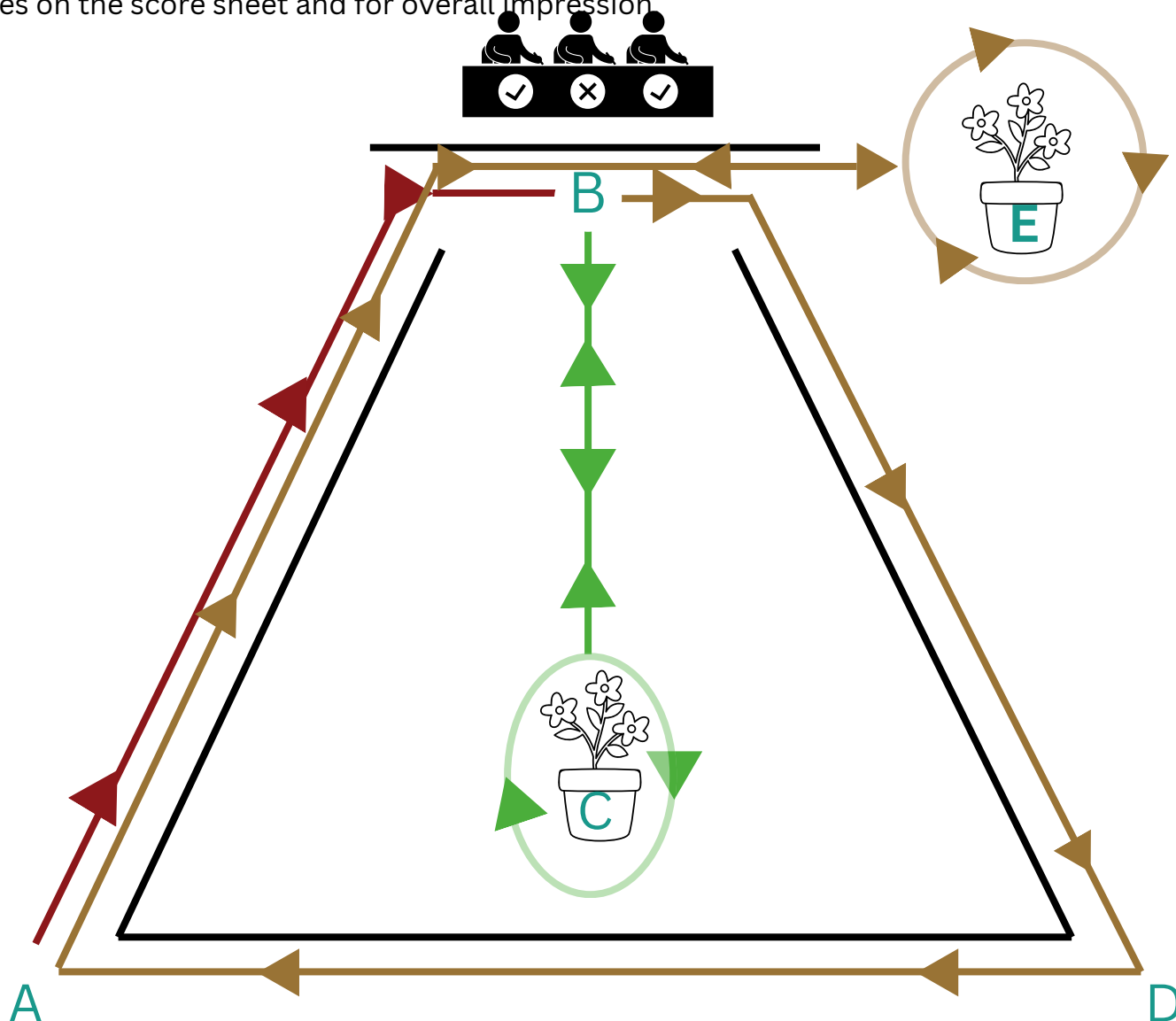
# IN HAND PRESENTATION



## FORMAT OF THE IN HAND PHASE

Thirty minutes before start of this discipline a demonstration will be provided with scores and brief comments provided by the judges explaining what they are looking for.

The In Hand Discipline is scored out of total 120 marks. 20 marks for each of the five phases on the score sheet and for overall impression.



THE DISTANCE FROM B TO C SHOULD BE 20 – 25M; THE LONG SIDE A TO D WILL BE AT LEAST 35M IN LENGTH AND EVEN UP TO 40 M IF SPACE ALLOWS

**IN HAND JUDGES MUST CONSIDER HOW THE HORSES ARE HANDLED BY COMPETITORS (I.E. HOW THEY COPE WITH A DIFFICULT SITUATION; NOT JUST AWARDED 'PERFECT PRESENTATIONS'.**



# IN HAND PRESENTATION



## PURPOSE OF THE IN HAND PHASE

The overall purpose of the in-hand discipline is to present the horse in a way that makes the horse look and act in the best possible way both standing still and moving.

## FORMAT OF THE IN HAND PHASE


A horse will be presented to the judges on the triangle with which the competitor has 15 minutes to get to know and warm up before the presentation to the judges.

The horse will be shown in a bridle (ideally with a snaffle bit) and a pair of reins (ideally which are not bulky but slender and easy to hold in the hand). The handler must behave discreetly in order to let the attention be concentrated on the horse.

Each participant will be allowed the assistance of an 'assistant handler' using a lunge whip. The function of the whip handler is to discreetly keep the horse going forward at all times but at the same time not to interfere as to upset the rhythm and balance of the horse. Be aware that unnecessary punishment of the horse may lead to disqualification in this discipline. **Throughout the presentation control over the reins is important whilst also demonstrating 'elegance' in holding the reins. Safety is paramount.**

**Phase 1.** At the signal of the judges the competitor will enter the arena at A in walk heading in a straight line towards the judges at B. The walk will be purposeful, balanced and at a pace that suits the horse with a regular four beat rhythm. The judges will be noting the position of the competitor in relation to the horse, the use of the rein aids and the free left hand, the competitor's ability to communicate subtly with the horse and to interpret the horse's reactions and respond appropriately to them. It should look easy, effortless and smooth.

**Phase 2.** On reaching the judges at B the competitor will present the horse in front of the judges at halt in an open stance with the near (left) side of the horse nearest to the judges. The stance should be achieved with minimum amount of movements (marked down for multiple adjustments, even if the correct presentation is finally achieved). Open stance means the near forelimb is positioned a little in front of the off forelimb. Also the near hind leg should be positioned behind the off hind leg. The horse must stand balanced on all four legs, holding the head and neck naturally straight in front.



# IN HAND PRESENTATION



INTERNATIONAL  
YOUNG BREEDERS



## PURPOSE OF THE IN HAND PHASE

Throughout the presentation control over the reins is important whilst also demonstrating 'elegance' in holding the reins. Safety is paramount.


## FORMAT AND SCORING OF THE IN HAND PHASE

In front of the judges the handler will step to the front of the horse at approximately one arm's length. The reins are held, one in each hand at a suitable distance (approx. 30 to 60 cm) from the bridle ring. When positioned the competitor will look towards the judges and give an oral presentation in a clear audible voice presenting the competitor's name, and the age and pedigree of the horse (sire, dam and dam's sire). The positioning of the horse should be achieved as smoothly and swiftly as possible. The judges will be noting the correct positioning of the horse and competitor, the use of the rein aids, the ability to communicate subtly with the horse and to present the horse's details clearly.


**Phase 3.** At the signal of the judges the competitor will walk the horse in a straight line away from the judges towards and around C returning in the same line to B. The judges will be noting the position of the competitor, the rhythm and tempo of the walk, the straightness of the line and the smoothness and balance on the turn. Turns should be as small as possible, in good rhythm, and in a curve when making the turn. Also assessed is the ability of the competitor to utilise the rein aids, free hand and communication with the horse.

**Phase 4.** On reaching B the competitor will turn right and trot towards D, turning right and displaying extended trot towards A and turning right back to the judges at B. On reaching B the competitor will transition to walk and proceed towards and around E returning to present the horse to the judges at B. The judges will be noting the position of the competitor, the smoothness of the transitions from walk to trot and trot to walk, the straightness, tempo, rhythm and balance of the trot in the straight line and on the turns. The competitor must be careful to regulate the tempo approaching and through the turns and to achieve controlled extension of the trot between D and A. The judges will note the fluidity of the transitions, use of the rein aids and communication with and reaction to the horse.

**Phase 5:** Presentation in halt at B. The halt presentation is in the open stance with the off (right) side of the horse nearest to the judges. The stance should be achieved with minimum number of movements (marked down for multiple adjustments, even if the correct presentation is finally achieved). The competitor should thank the judges.



# IN HAND PRESENTATION



## PURPOSE OF THE IN HAND PHASE

Throughout the presentation control over the reins is important whilst also demonstrating 'elegance' in holding the reins. Safety is paramount.



INTERNATIONAL  
YOUNG BREEDERS

## FORMAT AND SCORING OF THE IN HAND PHASE

At the signal of the judges the competitor will leave the arena in a trot towards A in a relaxed manner. The judges will note the positioning of the competitor and the horse, the use of the rein aids, subtle communication with the horse and the straightness and rhythm of the exit trot. Half turn in walk returning to final presentation is judged with the final presentation (phase 5)

**Overall Impression:** The judges will score the overall presentation – how well the presentation was carried out, was it a balanced efficient performance, how did the competitor handle situations as they arose, was the competitor in control at all times. Throughout the presentation the judges will be looking for the correct way of holding the reins, correct and quiet presentation in the stance on both occasions, and quiet discreet handling of the horse throughout the presentation whilst maintaining the desired gait, and the rhythm, balance and tempo of the gait.

The judges want the handler to present the horse in a manner that shows the horse at its best. In the walk as well as in the trot the horse should be given the opportunity to show its movements as freely as possible. On the turns the handler may reduce speed without the horse losing rhythm. In the standing position the horse should look its best. The judges want a harmonious total impression of the presentation.

The walk of the horse must be calm, natural and rhythmic, clearly exhibiting four-time beat and as free as possible. In trot the horse must show a clear two-time beat movement and show extension as soon as possible after the turn at D.

In all movements the horse should carry its head and neck naturally while being led on a straight line. All turns are made to the right, being as short as possible. During the turns the left hand is kept level with the horse's left eye at a suitable distance from it.

## THE SCORES

A MAXIMUM OF TEN MARKS IS GIVEN FOR EACH OF THE SIX ELEMENTS ON THE MARKING SHEET (MAXIMUM 60 MARKS). THE TOTAL MARK IS MULTIPLIED BY TWO TO GIVE THE FINAL SCORE OUT OF 120 MARKS.

# TOTAL SCORES


ONLY THE SCORES FOR THE THEORY, CONFORMATION, LOOSE AND IN HAND DISCIPLINES COUNT TOWARDS OVERALL STUDBOOK, TEAM, AND INDIVIDUAL RESULTS.

Phase/ Maximum Marks per individual competitor	Studbook Champions	Senior Team Champions	Junior Team Champions
Theory / 50	Best three juniors total scores for all four phases (Maximum 370 x 3)	Best three juniors total scores for all four phases (Maximum 370 x 3)	Best three seniors total scores for all four phases (Maximum 370 x 3)
Conformation / 100	Added to the best three seniors total scores for all four phases (Maximum 370 x 3)		
Loose / 100			
In Hand / 120			
<b>Maximum Total 370 points</b>	<b>Maximum total 2,220 points</b>	<b>Maximum total 1,110 points</b>	<b>Maximum total 1,110 points</b>

Where there are ties for placings once the final results are calculated for overall studbook team placings or overall team placings (junior or senior) or for overall individuals (junior or senior) finishing on the same score the podium positions of 1st, 2nd and 3rd should be finalised as follows:

- The studbook / team / individual with the highest in hand score (s) finishes in the higher podium position.
- If the score remains the same when in hand score are reviewed then the studbook/ team/ individual with the highest conformation score(s) finishes in the higher podium position.
- If the score remains the same when conformation scores are reviewed then the studbook/ team/ individual with the highest athleticism (loose movement and loose jumping) score(s) finishes in the higher podium position.

# IN HAND PRESENTATION



## IN HAND PHASE SCORE SHEET

**Overall Aim:** Demonstrate good judgement, presenting the horse at its best in stance, walk and trot:

**MARK SCALE 1-10; HALF POINTS CAN BE GIVEN: 0-NOT EXECUTED; 1-VERY BAD; 2-BAD; 3-FAIRLY BAD; 4-INSUFFICIENT; 5-SUFFICIENT; 6-SATISFACTORY; 7-FAIRLY GOOD; 8-GOOD; 9-VERY GOOD; 10-EXCELLENT**

- ✓ Reins to be handled safely and appropriately; elegant presentation;
- ✓ Soft and still connection to the mouth; subtle use of rein aids
- ✓ Body position at the shoulder in movement phases and use of left hand to guide around the corners where required
- ✓ Turns to be prepared for and sized according to the horse without loss of rhythm with speed to be adjusted accordingly and prepared well

### Phase 1: Entering the triangle (walk)

The horse is able to show its best walk in a straight line with an active rhythmic tempo

### Phase 2: 1st presentation

The horse is straight and stance is presented in the middle of the pole,

The horse walks into the stance with the minimal amount of adjustments made

The stance is open to the judges and well balanced

The competitor introduces themselves and age, breed, sex, sire, dam and dam sire of the horse – confident, friendly oral delivery maintaining eye contact to the judges and control of the horse maintaining the stance position throughout

### Phase 3: Walk

The horse is able to show its best walk with an active rhythmic tempo

Straight lines (same line away from and returning to the judge),

Good and appropriate size and position of the turns – horse kept on the straight line for as long as possible

To achieve top marks the horse should hide the marker at point C from the judges

### Phase 4: Trot on the triangle

Trot commences as soon as the horse leaves point B (good preparation)

Shows working trot on short sides and full extension in rhythm on the long side to within the limits of the horse

Collection of the trot and balance before and through the turn

Transitions from walk to trot and trot to walk are smooth and controlled

Running style of the competitor (ability, balance, posture, position)

### Phase 5: 2nd presentation

Half turn in the walk demonstrates an active rhythmic walk with control on the turn

The horse is straight and stance is presented in the middle of the pole,

The horse walks into the stance with the minimal amount of adjustments made □ stance is open to the judges and well balanced

### Overall impression:

Optimum presentation of the horse; in control and not interfering negatively with the horse's paces  
Intuition and positive risk taking demonstrated.


Situation-based decision making in favour of the horse (keeping strong horses under control whilst calming them down; motivating quiet horses) in the best possible way

# Horse Turnout



INTERNATIONAL  
YOUNG BREEDERS

NOT PART OF THE OVERALL STUDBOOK, TEAM OR  
INDIVIDUAL RESULTS



Teams are allocated one hour to prepare the horse for presentation to the judges..

In this section of the Championships the Junior and Senior teams from each studbook prepare a horse for assessment of turnout. Preparation includes washing (tail, legs and stable stains), grooming and mane and tail plaiting.

ALL participating teams must take part to encourage co-operation amongst team members and a high standard of turnout for all.

A grooming kit provided by the Organisers will include the following:

- ✓ 1 grooming tray
- ✓ 1 body brush
- ✓ 1 curry comb
- ✓ 1 hoof pick
- ✓ Elastic plaiting bands (white, black and brown) and plaiting tape (white, optional)
- ✓ 1 pair of scissors (not to be used on the horse, for cutting of sewing thread etc. only)
- ✓ 2 clean sponges
- ✓ A footstool/ crate/ bale to stand on for plaiting
- ✓ 1 mane comb
- ✓ 1 dandy brush
- ✓ Cloth and show sheen
- ✓ Hoof oil and brush


Teams may bring additional items such as stencils to add their own individual and creative touches to the turnout. Under NO circumstances must a scissors or any form of blade be used on the horse directly. Any additional liquids used by teams must be in containers no more than 100ml and must be presented to the stewards for inspection before beginning this phase.

Team trainers and associates must NOT enter the stable/ barn area during the turnout preparation time; this must be strongly stewarded by the hosting studbook.

A parade of the turned-out horses and teams is to be undertaken. This could be completed during the judging process, or directly afterwards. Studbook flags should be on hand for the team photographs.

**IMPORTANT: Scissors MUST NOT under any circumstances be used to trim the mane or tail. The use of a scissors will lead to immediate elimination of the team**

# Horse Turnout



## SCORING

MARKS: 1 - 4 = POOR EFFORT; 4.5 - 6.5 = FAIR EFFORT; 7 - 8.5 = GOOD EFFORT; 9 - 10 = EXCELLENT

Item Number	Task	Mark (1 – 10)
1	<b>Grooming</b>	Marks will be awarded for the following Horse should be clean, white legs should be white, hooves picked out, clean and oiled. Quarter patterns and stencils may be used
2	<b>Plaiting – Mane</b>	Plaits must be tight and in a straight line. They may be either continental or traditional hunter in style. White tapes / elastic bands (or black for grey horses) may be used for decoration. The number and size of plaits will emphasise the neck. The forelock must be plaited.
3	<b>Plaiting – tail</b>	Tight, even amount of hair taken throughout. The remainder of the tail must be clean and tangle free. If the horse being prepared has a pulled tailed no plaiting is required but the tail is expected to be clean and tangle free from the top to the bottom.
4	<b>Tack</b>	Tack must be clean and correctly fitted
5	<b>Team involvement</b>	All team members must be involved in the preparation for turnout
6	<b>Presentation</b>	The horse must be shown and paraded by a team member nominated in advance to the Organisers.
	<b>Total</b>	



# Responsibilities of Participating Studbooks

## Insurance Cover

It is a condition of entry that all teams, studbooks, officials and supporters indemnify the W.B.F.S.H. and the I.Y.B., its officials and the organisers against any claims for damages or compensation, howsoever occurring, arising from any activity related to preparation for, travelling to or happening during the I.Y.B. championships. Individual and team insurance cover must be arranged for each studbook team and/or individual participant and proof will be required of this upon registration at the event.

## Team Manager Role

Each studbook will appoint a named Team Manager to represent it at briefing meetings.

Participating studbooks are required to arrive at the championship venue in good time before the championship events commence in line with the organisers suggested registration times. They are free to return home at any stage after the prize giving ceremony. Attending the post championship educational tours and social activities is voluntary.

### **Team Managers are responsible for:**

- ensuring all entry fees and other costs invoiced by the organisers in advance of the championships are paid in full in cleared funds to the organisers by 21 days BEFORE the start of the championships. Any studbook, team or individual with invoiced fees outstanding will not be allowed to participate in the championships until such funds have been paid by cleared funds.
- registration of participants, and ensuring that evidence of date of birth is provided.
- attending all team manager briefings during the championships.
- ensuring participants are familiar with the details of the schedule and that each participant is in place in time for each phase of the championships and strictly in the order of participation scheduled by the organisers (in particular for turnout and in-hand).
- ensuring competitors wear their identification tags at all times during the competition.
- ensuring competitors return horses (and lunge whips) in good time to the correct stable after turnout and in-hand (they should not be given to another competitor).

# Responsibilities of Participating Studbooks



INTERNATIONAL  
YOUNG BREEDERS

## Team Manager Role

### Team Managers are responsible for:

- closely supervising team accommodation, general respect for the facilities, noise levels, care for, and return of keys. Monitoring the behaviour of participants, especially in observing local and national regulations on alcohol consumption, drugs, smoking, dress and general health and welfare issues. Night time quiet after 10pm must be respected by participants, and accompanying supporters and officials.
- checking competitor scores at the request of the scorers for each of the disciplines and signing off on the scores.
- informing the Organisers in good time if a competitor requires a reader during the theory exam due to suffering from dyslexia. This must be evidenced to the Organisers.
- ensuring competitors have appropriate safety attire for presentation to the Organisers to check at registration and worn during this phase of the championships.

## Welcome Parade

Competitors will parade in the main arena with their studbook flag(s). This must be conducted in team gear and with the studbook flag on display. It is the responsibility of the team manager to ensure competitors are available and suitably dressed. Teams may present with a mascot or mascots and a prize may be provided by the organisers for the best mascot.



INTERNATIONAL  
YOUNG BREEDERS

# Checking Results



INTERNATIONAL  
YOUNG BREEDERS

**Theory:** Once the scorers have marked all the theory papers, each Team Manager is required to check the copies of the scores for their studbook participants and those of another participating studbook (allocated by the organisers and different for each discipline) in the presence of the scoring team and sign off the results as correct. Once the scores have been signed off in this way no further appeals or amendments will be allowed

**Loose Movement and Jump Phase:** All variations between each competitor's scores and the scores of the judges will be counted and the final scores are 100 (the score achieved when all scores by the participant are identical to those given by the judges) minus the variations. Any missing scores will be taken as 0 (zero) and their difference from the actual judges score calculated accordingly.

Once the scorers have checked all the scores for the participants, each Team Manager will check the scores for their studbook participants and those of another participating team (allocated by the organisers and different for each discipline) in the presence of the scoring team, sign them off as approved once they are satisfied that the scoring is correct. Once the scores have been signed off in this way no further appeals or amendments will be allowed.

**Conformation Phase:** All variations between each competitor's scores and the scores of the judges will be counted and the final scores are 100 (the score achieved when all scores by the participant are identical to those given by the judges) minus the variations. Any missing scores will be taken as 0 (zero) and their difference from the actual judges score calculated accordingly.

Once the scorers have checked all the scores for the participants, the team managers will check the copies of the scores for their team members and those of another studbook (allocated by the organisers and different to other disciplines) in the presence of the scoring team, and sign them off as approved once they are satisfied that the scoring is correct. Once the scores have been signed off in this way no further appeals or amendments will be allowed.

**In Hand Phase:** Once the scorers have checked all the scores for the participants, the team managers check the copies of the scores for their team members and one other studbook nominated by the organisers (different to that reviewed for other disciplines) in the presence of the scoring team, and sign them off as approved once they are satisfied that the scoring is correct. Once the scores have been signed off in this way no further appeals or amendments will be allowed.

# Prize List



INTERNATIONAL  
YOUNG BREEDERS

Once all the final scores are added together for both teams and individuals have been checked and confirmed by the team managers the results can be announced and the trophies awarded. This is usually preceded by a special barbeque or dinner where free seating and mixing of teams is actively encouraged. There may also be a second team parade if there is time and this should be followed immediately by the prize giving ceremony.

In the event of a tie for an award – and to allow for any possible alterations to the final results pending a successful appeal after the championships – a limited number of extra trophies need to be provided by the Organisers in order to resolve any problems that this might otherwise cause.

## Prizes and championships are awarded as follows:

### 1. **The International Young Breeders World Championship Leading Studbook Trophies.**

These trophies will be presented to each member of the world champion and reserve world champion and bronze placed studbook teams ( i.e. eight persons max in each studbook team) that achieves the highest marks in the competition overall. Studbook results comprise the three best scoring individual's combined marks in both junior and senior age categories (six sets of scores max) of a given studbook (total marks for theory; conformation; loose and in hand combined for each individual).

2. **Best Studbook Senior and Junior teams.** These trophies will be presented to each member (max 4 in each age category) of the first, second and third placed senior and junior studbook teams that achieve the highest marks in their specific age group in the competition. Team results comprise the three best scoring individuals in junior and senior age categories of a given studbook combined (total marks for theory; conformation; loose and in hand combined for each individual). Three sets of scores within each age class.

3. **Best Senior and Junior Individuals.** These trophies will be presented to the first, second and third placed senior and junior individuals in their age groups who achieve the highest marks in all the individual disciplines combined (theory, conformation, loose and in hand). Additionally those placing 4<sup>th</sup> – 10<sup>th</sup> individually should be acknowledged with presentation of a medal or small trophy.

4. **Discipline phase prizes.** A small trophy will be presented to the winner, second and third placed of each discipline phase – theory, free jumping/movement, conformation and in hand presentation -- in both the senior and junior age categories. The top ten in each age group in each of the discipline phases will also each receive a small award (for example a medal) as a memento of their success. All those who achieve 100% in the theory test will be awarded a certificate to record this.

# Prize List

## Additional prizes not part of the overall individual/ team / studbook results:

1. **Horse Turnout.** Each member of the studbook teams in each age group that presented the best turned out horse, and the second and third placed horses will receive a small trophy.
2. **Souvenir medals.** A memento of their participation will be given to each competitor and Team Manager and to all officials in the form of a medal with the year and WBFSH WC IYB inscribed and carrying the IYB Logo.

All teams and individuals will receive details of all rankings, results and scores after the prize giving ceremony.

# Other Events

## Outings and Excursions

To further encourage friendships between young breeders worldwide, the Organisers will provide opportunities for trips to important local stud farms, equestrian events and cultural centres on the Sunday and Monday following the championships, all of which must have the I.Y.B. Board's specific prior approval.

These will be optional and those taking part will have to expect to pay a commercial rate for the trips so that the organisers do not lose any money on them. Participants will be required to confirm their booked numbers for these trips when finalising their entries for the championships no later than three weeks before the commencement of the championships.



# World Championships 2026

## Contact

Entries and Event Information:

Venue: State Stud Celle,  
Spörckenstraße 10, 29221 Celle, Germany.



INTERNATIONAL  
YOUNG BREEDERS

WORLD CHAMPIONSHIPS  
GERMANY 2026



## Contact International Young Breeders

IYB Membership and other queries

President

Vice-President

Secretary

Treasurer

Public Relations Officer

General Contact Email

Inge Madsen

Lieve de Greeff

Wendy Conlon

Caithlynn Hoop

Michaela Swärd

[noerrelund@post.tele.dk](mailto:noerrelund@post.tele.dk)

[Lieve.De.Greeff@bwp.be](mailto:Lieve.De.Greeff@bwp.be)

[wendy.conlon@teagasc.ie](mailto:wendy.conlon@teagasc.ie)

[caithlynn.hoop@hotmail.com](mailto:caithlynn.hoop@hotmail.com)

[michaela.sward@swb.org](mailto:michaela.sward@swb.org)

[iyb@wbfs.com](mailto:iyb@wbfs.com)



INTERNATIONAL  
YOUNG BREEDERS